

T 1996

**NUMBER OF CASES CONTAINED AND NUMBER REPORTED BY MONTH, 1996
(COUNTRIES ARRANGED IN DESCENDING ORDER OF CASES IN 1995)**

	VILLAGES: 1/1/96	CASES IN 1995	JAN	FEB	MAR	APR	MAY	JUNE	JULY	AUG	SEPT	OCT	NOV	DEC	TOTAL*
SUDAN	1932	64608	432 / 1535	430 / 1003	1313 / 3623	1390 / 10379	4805 / 13612	4998 / 13087	3696 / 12628	3597 / 9395	1105 / 2548	/	/	/	22186 / 69810
NIGERIA		1846	778 / 36374	926 / 1264	562 / 1023	539 / 675	523 / 801	803 / 1153	546 / 1870	769 / 1419	420 / 1009	491 /	/	/	3886 /
GHANA			17 /	2 /	0 /	5 /	0 /	28 /	10 /	167 /	344 /	434 /	8 /	738 /	1429 / 2475
CHAD			17 /	2 /	0 /	5 /	0 /	28 /	10 /	167 /	344 /	434 /	8 /	738 /	2896 /
GHANA			17 /	2 /	0 /	5 /	0 /	28 /	10 /	167 /	344 /	434 /	8 /	738 /	2896 /
BURKINA FASO			17 /	2 /	0 /	5 /	0 /	28 /	10 /	167 /	344 /	434 /	8 /	738 /	1814 /
UGANDA			17 /	2 /	0 /	5 /	0 /	28 /	10 /	167 /	344 /	434 /	8 /	738 /	1158 /
MALI			17 /	2 /	0 /	5 /	0 /	28 /	10 /	167 /	344 /	434 /	8 /	738 /	1072 /
COTE D'IVOIRE			17 /	2 /	0 /	5 /	0 /	28 /	10 /	167 /	344 /	434 /	8 /	738 /	378 /
CHAD			17 /	2 /	0 /	5 /	0 /	28 /	10 /	167 /	344 /	434 /	8 /	738 /	1434 /
YEMEN			17 /	2 /	0 /	5 /	0 /	28 /	10 /	167 /	344 /	434 /	8 /	738 /	28 /
SENEGAL**			17 /	2 /	0 /	5 /	0 /	28 /	10 /	167 /	344 /	434 /	8 /	738 /	15 /
INDIA			17 /	2 /	0 /	5 /	0 /	28 /	10 /	167 /	344 /	434 /	8 /	738 /	24 /
CAMEROUN***			17 /	2 /	0 /	5 /	0 /	28 /	10 /	167 /	344 /	434 /	8 /	738 /	4 /
PAKISTAN			17 /	2 /	0 /	5 /	0 /	28 /	10 /	167 /	344 /	434 /	8 /	738 /	2 /

NINE COUNTRIES ATTEND PROGRAM REVIEW IN NOUAKCHOTT

All of the endemic francophone countries except Cameroon attended the Program Review held in Nouakchott, Mauritania, on October 27-31. The Mauritanian ministers of health and water supply represented the Government of Mauritania at the Opening Ceremony, which was also addressed by General A.T. _____

Mali

in 1995). This is five times the number of cases that had been reported by Mauritania for 1996 up to just before the Program Review. The significant increase was due to delayed reports from Assaba, Guidimaka, and Gorgol, the three highest endemic areas of the country. The Government of Japan was agreed to help put 200 wells in the three



■
1,704
1,420

5
7
5

Figure 3

NIGERIA GUINEA WORM ERADICATION PROGRAM
28 LGAs REPORTING 7,546 (78%) OF 9,705

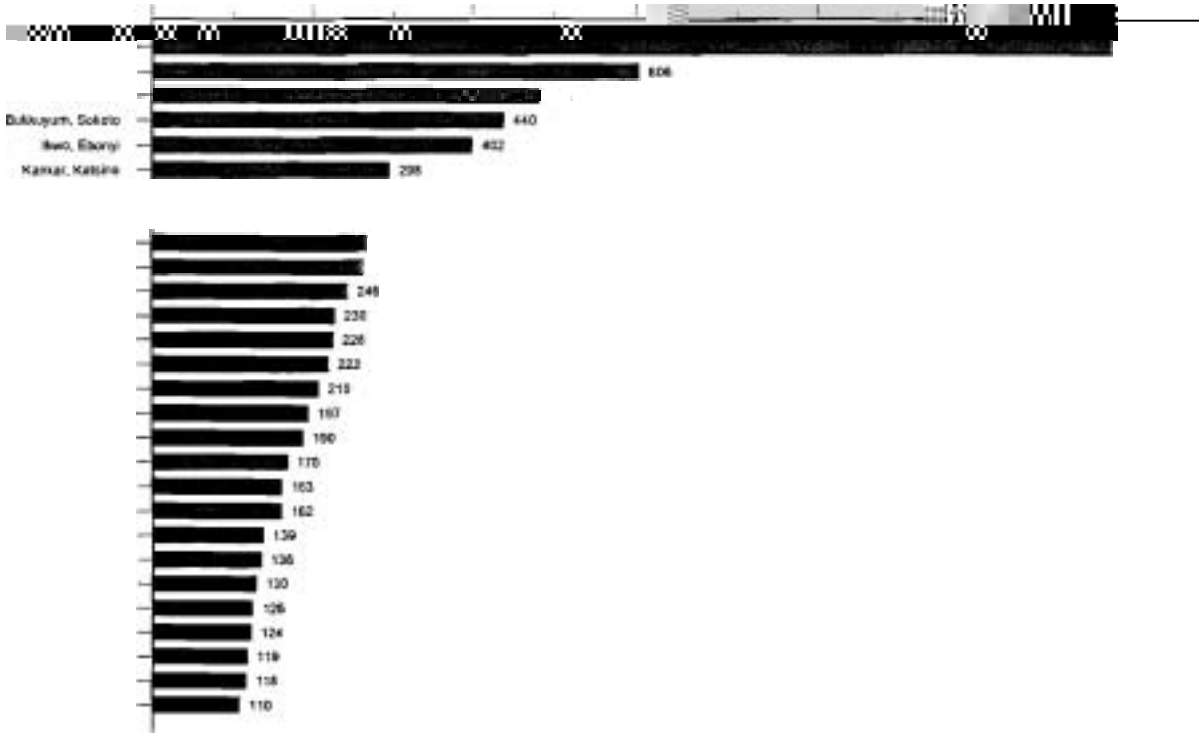




Figure 4 PERCENTAGE BY COUNTRY OF CASES CONTAINED, REDUCTION IN CASES COMPARED TO SAME PERIOD IN 1995, AND ENDEMIC VILLAGES REPORTING: JANUARY - SEPTEMBER



IMPORTATIONS AND EXPORTATIONS OF CASES



Reports provided during the

Table 2

REPORTED IMPORTATIONS OF CASES OF DRACUNCULIASIS: JAN. - OCT.

From	To	Month	Cases		
			Number	Contained	Cross notified
Benin	Nigeria	August	5	7	5
Burkina Faso	Niger	August	2	0	2
		Côte d'Ivoire	June	1	1
	Côte d'Ivoire	August	1	1	1
		September	1	1	1
Côte d'Ivoire	Burkina Faso	Jan.-Sept.	8	7	3
Ghana	Togo	January	2	?	1
		February	6	?	1
		March	1	?	?
		June	1	1	1
	Burkina Faso	Jan.-Sept.	6	?	1
Nigeria	Benin	Jan. - Aug.	11	?	1
	Togo	February	1	?	1

